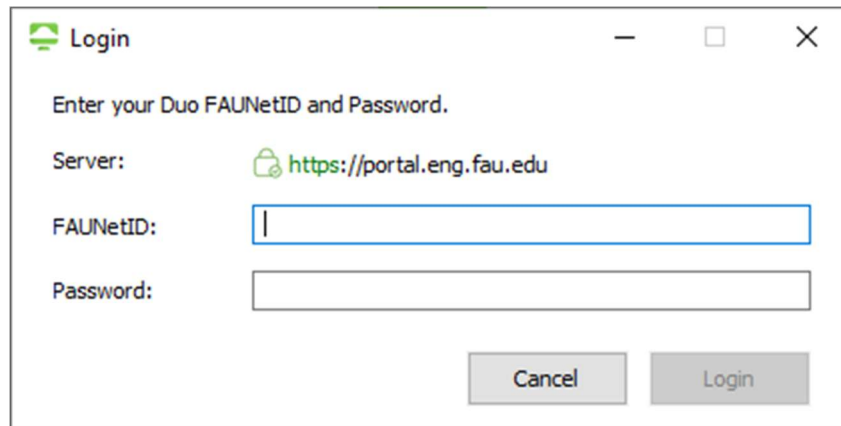


VMware logon using Phone (call):

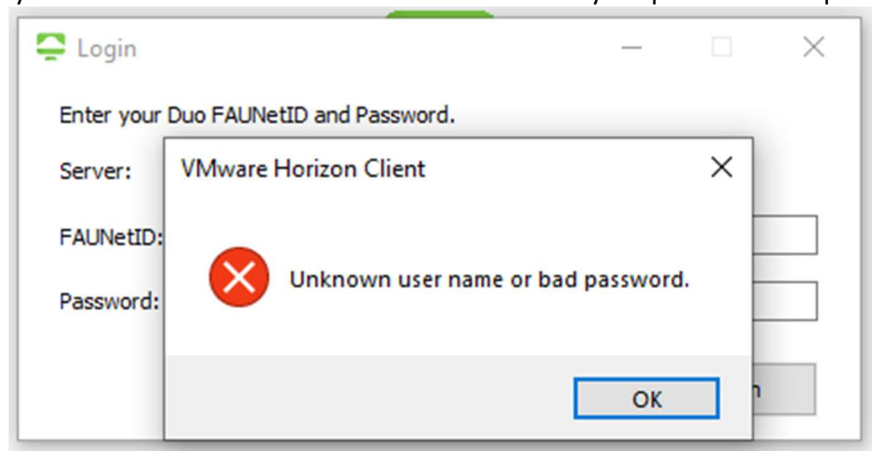


A login dialog box titled "Login" with a green icon. It contains the instruction "Enter your Duo FAUNetID and Password." Below this, there are three fields: "Server:" with the value "https://portal.eng.fau.edu", "FAUNetID:" with a cursor in the input field, and "Password:" with an empty input field. At the bottom right are "Cancel" and "Login" buttons.

In the "FAUNetID:" field enter your FAU username.
For example: wvandam

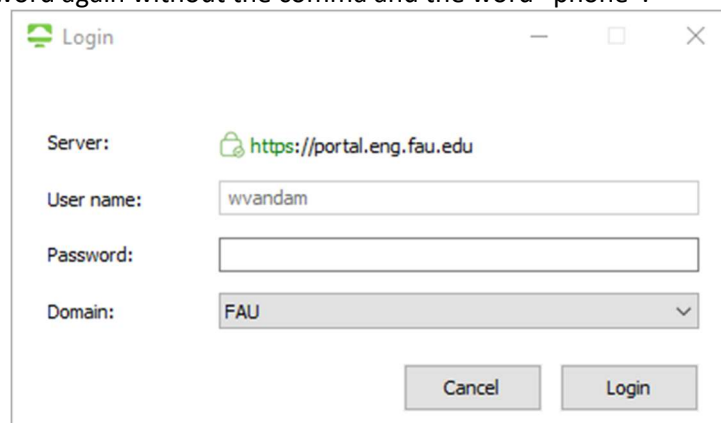
In the "Password:" field enter your password with a comma and the word "phone".
For example: MyP@ssw0rd,phone

The system will call you on the phone number you registered when you signed up for MFA.
When you receive the call, you press any number on your phone for confirmation.
The system will process your confirmation but will show an error even if your password and phone number are correct:



The login dialog box is shown with an error message overlay. The error message box is titled "VMware Horizon Client" and contains a red "X" icon and the text "Unknown user name or bad password." with an "OK" button. The background login dialog box shows the "Server:" field with "VMware Horizon Client" and the "FAUNetID:" and "Password:" fields.

Click OK and enter your password again without the comma and the word "phone":



A login dialog box titled "Login" with a green icon. It contains the instruction "Enter your Duo FAUNetID and Password." Below this, there are four fields: "Server:" with the value "https://portal.eng.fau.edu", "User name:" with the value "wvandam", "Password:" with an empty input field, and "Domain:" with a dropdown menu showing "FAU". At the bottom right are "Cancel" and "Login" buttons.

Hit login and select the pool you want to log in to.
You should only have to do this once for every session you are connected to. If you disconnect from the existing session, you will need to authenticate with Duo again.